

+

LIGHTS

The following cards represent the lights as they may be seen from another vessel. No indication is given as to whether lights are all-round or sectored. Check the Collision Regulations for more details.

If you wish, you may print out this sheet, cut and fold where indicated to give you a card quiz with each set of lights on the front and the answers on the rear. Practice by dealing them out and stating the meaning. Then turn over to check if correct.


Good luck!



FOLD

Power vessel under 50m long. Restricted in ability to manoeuvre. Port aspect.


©SplashSeaSchool.com 2020



FOLD


Vessel seen from Astern.

©SplashSeaSchool.com 2020




Tug over 50m long with tow over 200m in length. Starboard aspect.

©SplashSeaSchool.com 2020




Power driven vessel under 50m long. Port aspect.

©SplashSeaSchool.com 2020




Sailing vessel. Seen from ahead.

©SplashSeaSchool.com 2020




Pilot vessel at anchor.

©SplashSeaSchool.com 2020



Vessel constrained by Draught. Astern view.

©SplashSeaSchool.com 2020



Vessel engaged in fishing. Starboard aspect.

©SplashSeaSchool.com 2020