


+

BUOYS

The following cards show buoys as used in the IALA A System. Check the Collision Regulations for more details.

If you wish, you may print out this sheet, cut and fold where indicated to give you a card quiz with each buoy on the front and the answers on the rear. Practice by dealing them out and stating the meaning. Then turn over to check if correct.


Good luck!



FOLD

West Cardinal.
Flashes white
9 if lit.


©SplashSeaSchool.com 2020



FOLD


Port hand mark.
The green band
indicates
preferred channel
to starboard.
If lit will
flash 2+1 Red.

©SplashSeaSchool.com 2020




North Cardinal.
Flashes white
continuous
if lit.

©SplashSeaSchool.com 2020




Port hand mark.

©SplashSeaSchool.com 2020




East Cardinal.
Flashes white 3
if lit.

©SplashSeaSchool.com 2020




Safe water
mark. Can flash
white morse
letter A ·- or
1 long isophase
or occulting.

©SplashSeaSchool.com 2020



South Cardinal.
Flashes 3
if lit.

©SplashSeaSchool.com 2020



Emergency
wreck buoy

©SplashSeaSchool.com 2020